

Scaled data based on original data using
LM-79-08 Approved Method: Electrical and Photometric Measurements of Solid-
State Lighting Products

Test Report Prepared for
Cooper Lighting Solutions
(formerly Eaton)

Brand: McGRAW-EDISON

Report Number: P227483

Luminaire Tested: **IST-AF-350-LED-E1-RW-7050-ULG**

Issue Date: 3/3/2020

Test Information

Test Method: LM-79-08
Report Number: P227483
TEST IS SCALED FROM IESNA LM-79-08 TEST DATA (P29767)-DOWNLIGHT AND
Test Lab: INNOVATION CENTER-P2
Issue Date: 3/3/2020
Manufacturer: COOPER LIGHTING SOLUTIONS (FORMERLY EATON)
Product Line: MCGRAW-EDISON
Catalog Number: IST-AF-350-LED-E1-RW-7050-ULG
Description: IMPACT ELITE LED TRAPEZOID LUMINAIRE WITH UPLIGHT
LIGHT SQUARE WITH ACCULED OPTICS-RECTANGULAR WIDE TYPE I, WITH UPLIGHT
GLOW
Light Source: (16) 5000K CCT, 70 CRI LEDs and (1) UPLIGHT LED
Ballast/Driver: ELECTRONIC DRIVER

Summary

Lumens per Lamp: N/A
Luminaire Lumens: 4201.4 lumens
Efficiency: N/A
Efficacy: 114.2 lumens/watt
Luminous Opening: Rectangular w/ Sides (W: 0.5' x L: 0.5' x H: 0.54')
IES Classification: Type II - Medium - Non-Cutoff
BUG Rating: B1 - U5 - G1

Input Watts (W): 36.79
Input Voltage (V): 120
Input Current (Ain): NR
Voltage Rise (V): NR
Power Factor: NR
Total Harmonic Distortion (THDi): NR
Frequency (hertz): 60
Stabilization Time: NR
Operation Time: NR
Ambient Temperature (°C): NR
Test Distance: 25 FT

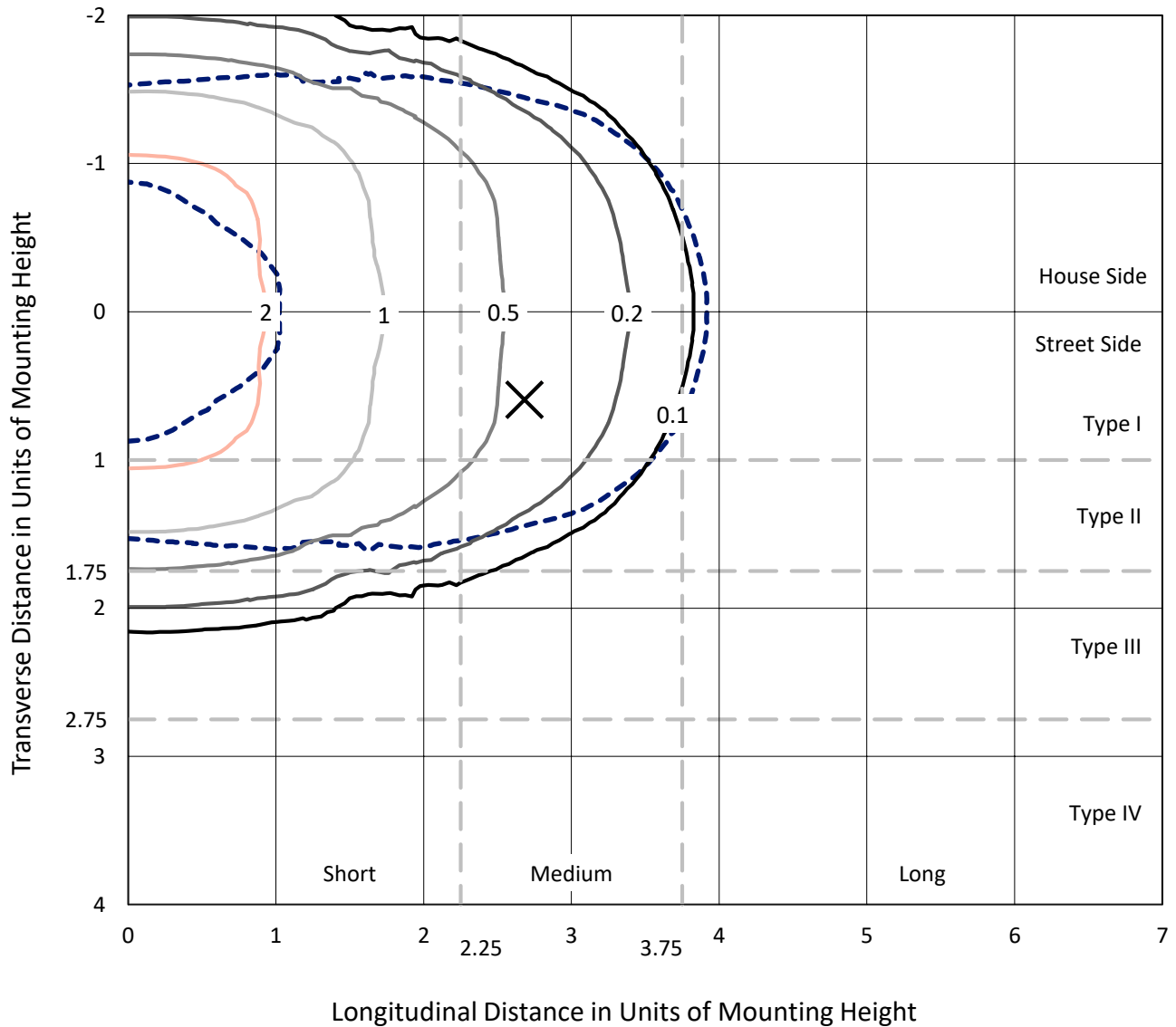


REPORT NUMBER: P227483

CATALOG NUMBER: IST-AF-350-LED-E1-RW-7050-ULG

Iso-Footcandle Lines of Horizontal Illumination

× Max cd
 - - - 1/2 Max cd

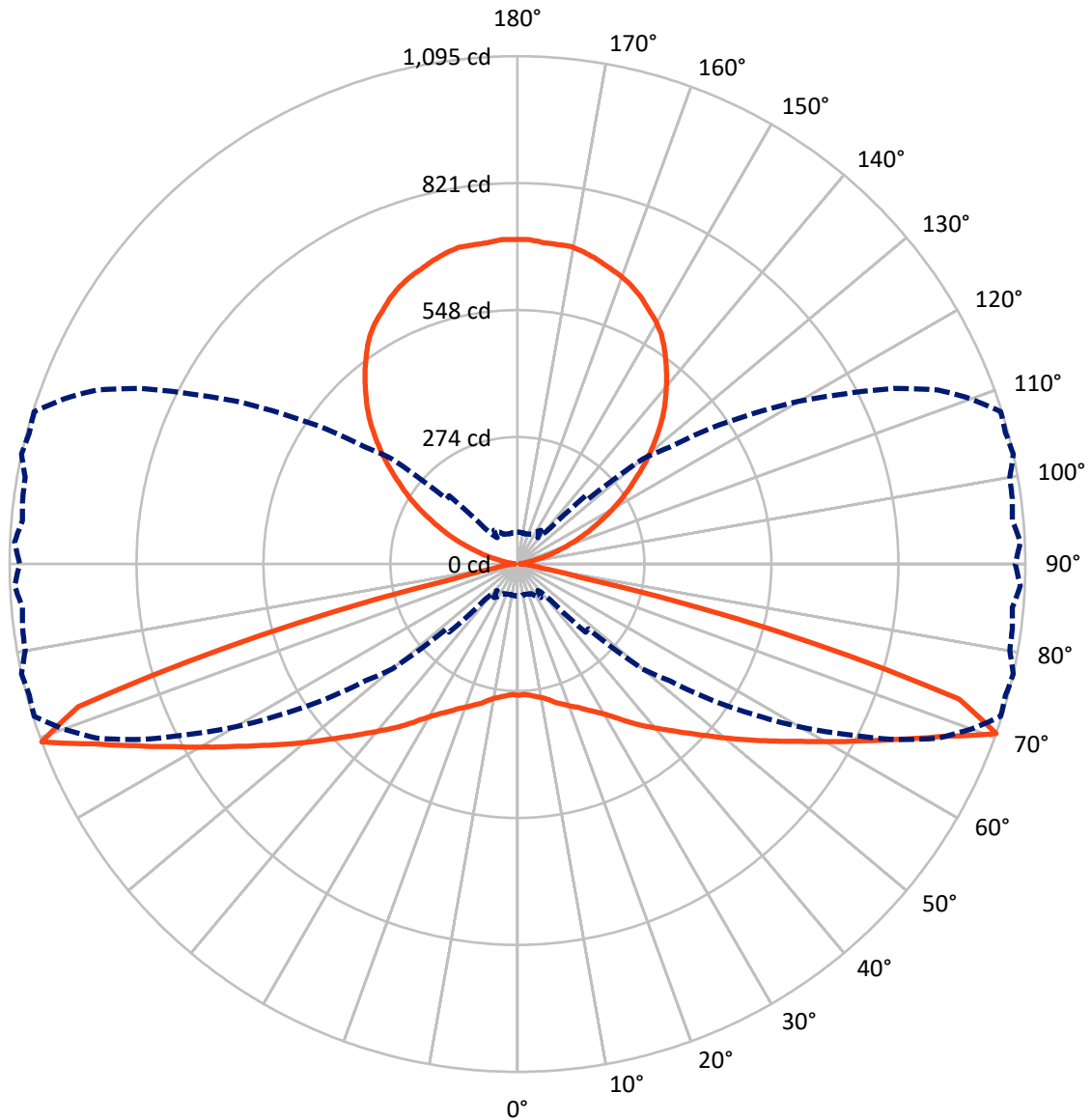


Based on 10 foot mounting height. Maximum calculated value = 2.9 fc
 Type II - Medium - Non-Cutoff

REPORT NUMBER: P227483

CATALOG NUMBER: IST-AF-350-LED-E1-RW-7050-ULG

Luminous Intensity Polar Plot



— Vertical Plane Through 77.5-Deg Lateral - - - Horizontal Cone Through 70-Deg Vertical

REPORT NUMBER: P227483

CATALOG NUMBER: IST-AF-350-LED-E1-RW-7050-ULG

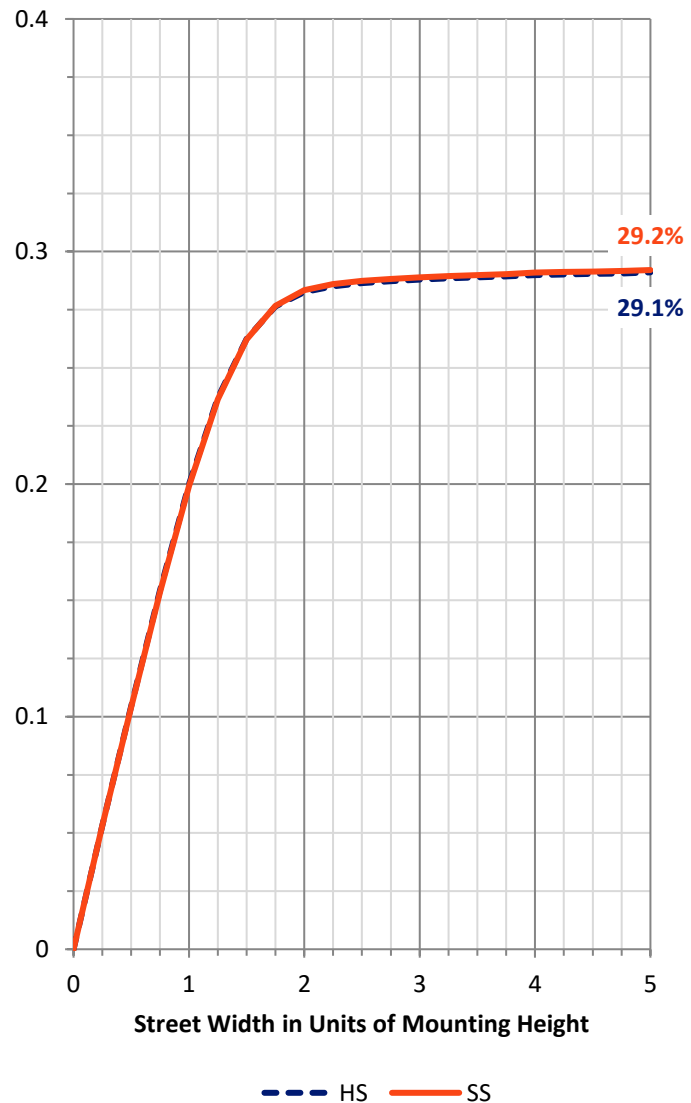
FLUX DISTRIBUTION:

		Downward	Upward	Total
House Side	Lumens	1232.9	867.8	2100.7
	% Fixture	29.3	20.7	50.0
Street Side	Lumens	1232.9	867.8	2100.7
	% Fixture	29.3	20.7	50.0
Total	Lumens	2465.9	1735.5	4201.4
	% Fixture	58.7	41.3	100.0

Coefficient of Utilization

ZONAL LUMENS:

Zone	Lumens	% Fixture
0°-10°	27.4	0.7
10°-20°	85.6	2.0
20°-30°	160.7	3.8
30°-40°	280.8	6.7
40°-50°	457.7	10.9
50°-60°	626.3	14.9
60°-70°	576.2	13.7
70°-80°	225.2	5.4
80°-90°	26.1	0.6
90°-100°	9.7	0.2
100°-110°	57.4	1.4
110°-120°	166.1	4.0
120°-130°	273.2	6.5
130°-140°	336.8	8.0
140°-150°	344.6	8.2
150°-160°	290.3	6.9
160°-170°	191.2	4.5
170°-180°	66.3	1.6
0°-90°	2465.9	58.7
0°-180°	4201.4	100.0



REPORT NUMBER: P227483

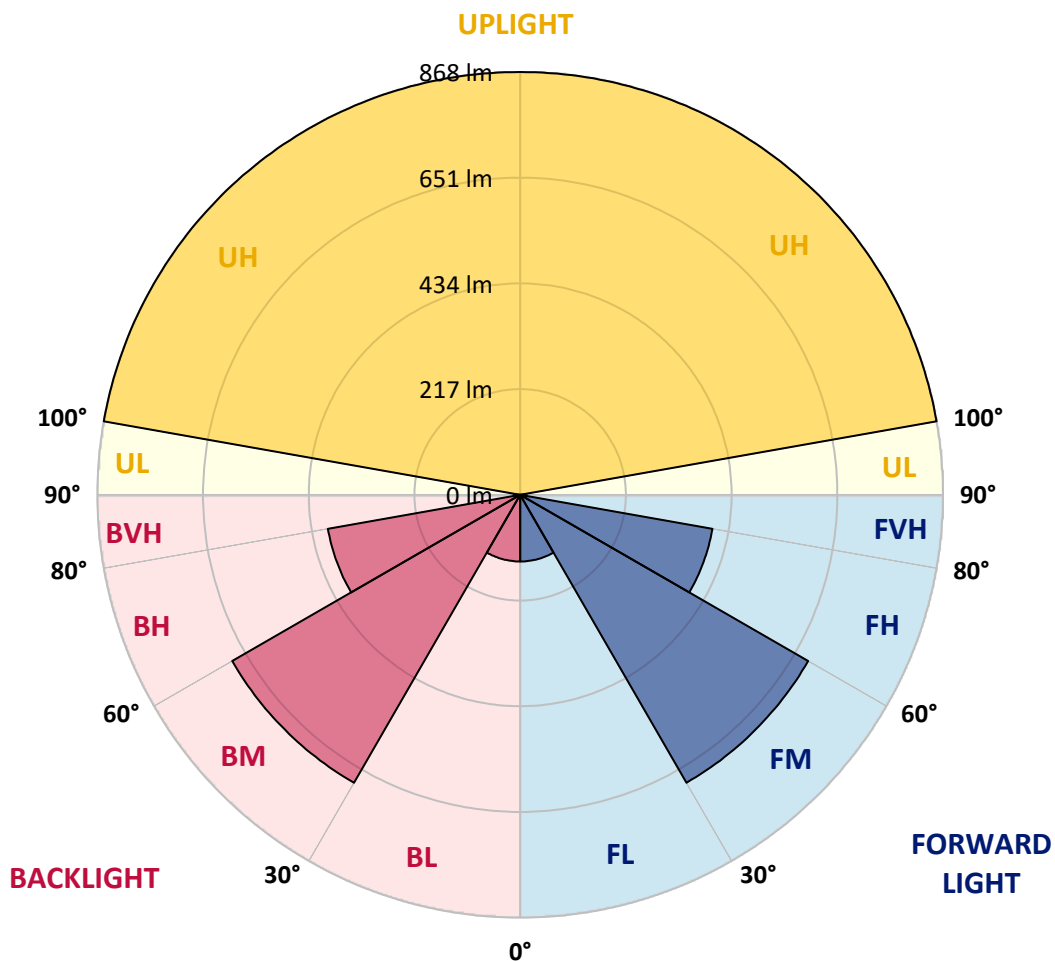
CATALOG NUMBER: IST-AF-350-LED-E1-RW-7050-ULG

LUMINAIRE CLASSIFICATION SYSTEM LUMEN TABLE AND BUG RATING:

Zone	Lumens	% Fixture	Zone Rating/Lumen Limit		
			B	U	G
FL (0°-30°)	136.8	3.3			
FM (30°-60°)	682.4	16.2			
FH (60°-80°)	400.7	9.5			G0/660
FVH (80°-90°)	13.0	0.3			G1/100
BL (0°-30°)	136.8	3.3	B1/500		
BM (30°-60°)	682.4	16.2	B1/1000		
BH (60°-80°)	400.7	9.5	B1/500		G1/500
BVH (80°-90°)	13.0	0.3			G1/100
UL (90°-100°)	9.7	0.2		U1/10	
UH (100°-180°)	867.8	20.7		U4/1000	

BUG Rating: B1-U5-G1

Type II Medium





REPORT NUMBER: P227483

CATALOG NUMBER: IST-AF-350-LED-E1-RW-7050-ULG

CANDELA DISTRIBUTION (FULL):

	0°	5°	15°	25°	35°	37.5°	40°	42.5°	45°	47.5°	50°
0°	283.2	283.2	283.2	283.2	283.2	283.2	283.2	283.2	283.2	283.2	283.2
2.5°	282.1	281.7	281.7	282.1	282.8	283.2	282.5	282.8	282.8	282.5	283.6
5°	282.8	282.5	282.8	283.6	284.6	285.7	285.4	285.4	285.7	285.0	286.8
7.5°	282.1	281.7	282.5	284.3	286.8	288.3	288.3	288.3	289.0	288.6	290.8
10°	278.8	278.5	280.3	283.6	288.3	289.4	290.4	290.8	293.0	293.0	295.2
12.5°	275.9	276.3	278.8	283.9	291.5	291.9	293.3	294.8	297.7	296.2	300.2
15°	277.0	277.8	281.0	287.2	297.3	297.0	298.1	299.5	304.2	301.0	307.5
17.5°	282.5	283.6	287.2	294.4	304.9	303.1	304.6	306.8	312.9	308.9	316.5
20°	291.2	292.6	296.6	304.6	314.4	312.6	314.0	316.5	323.8	319.8	327.4
22.5°	302.8	304.2	308.6	317.6	328.2	326.0	327.4	329.6	337.6	331.4	340.8
25°	318.4	319.8	324.5	334.0	345.9	343.4	344.1	345.6	353.9	346.6	355.7
27.5°	340.1	341.6	345.6	354.6	366.2	364.1	364.8	366.2	374.9	367.7	375.7
30°	367.7	369.1	372.8	381.8	391.6	389.1	390.2	391.2	399.2	392.0	398.5
32.5°	400.3	399.9	405.4	414.8	423.5	418.8	418.8	418.8	426.4	419.2	424.2
35°	438.7	438.7	444.2	453.3	461.2	455.8	453.3	451.8	460.1	451.1	454.7
37.5°	480.8	479.0	487.3	495.7	503.3	496.4	494.2	492.4	498.6	488.4	490.2
40°	525.4	524.0	533.0	542.4	547.5	538.5	536.6	534.5	541.0	531.2	530.8
42.5°	566.0	564.9	576.5	587.4	593.6	582.0	579.4	577.3	584.5	574.7	572.5
45°	600.5	600.1	613.5	628.4	639.3	626.9	625.1	621.5	628.7	616.8	615.7
47.5°	627.3	625.8	642.2	663.9	681.3	668.6	668.3	665.7	673.3	660.3	658.8
50°	645.4	646.5	664.3	689.7	717.9	706.0	707.1	706.0	717.2	704.2	706.0
52.5°	648.7	650.9	673.7	707.1	746.6	732.1	740.4	743.7	757.8	746.6	750.2
55°	609.9	616.1	650.9	708.9	764.4	755.3	765.8	775.2	795.2	785.8	792.3
57.5°	523.2	535.9	576.2	660.3	762.2	767.3	788.7	803.2	827.5	819.1	834.3
60°	404.3	413.0	457.6	555.9	692.6	699.5	738.3	784.3	840.1	851.7	875.7
62.5°	264.7	269.8	313.3	413.0	572.5	574.7	622.9	682.8	779.6	805.0	872.1
65°	131.3	138.2	161.4	237.9	401.0	398.1	451.1	521.1	646.5	674.4	783.6
67.5°	81.9	83.0	87.7	110.2	200.9	178.4	221.9	295.2	447.1	472.1	610.6
70°	68.9	68.5	67.4	70.7	88.5	71.8	79.4	103.7	208.1	207.0	352.1
72.5°	63.5	62.4	59.5	59.1	61.6	56.6	57.3	58.7	83.4	70.0	135.6
75°	58.4	56.2	52.6	51.5	51.5	47.5	47.5	47.9	54.0	50.8	61.6
77.5°	52.2	49.7	46.1	44.6	43.1	38.8	38.4	38.8	43.5	40.6	46.1
80°	45.0	42.4	39.9	37.7	35.5	31.5	30.5	30.5	34.4	31.5	35.9
82.5°	39.2	35.9	35.2	31.5	28.3	24.7	23.6	21.8	25.4	22.1	26.8
85°	29.0	26.5	33.4	27.9	22.5	19.9	16.0	13.4	16.0	13.1	17.0
87.5°	16.7	15.6	29.4	22.1	19.9	21.4	13.1	9.4	9.1	8.0	9.4
90°	8.3	8.6	11.7	11.3	12.4	10.0	8.6	8.4	9.2	8.5	9.5
92.5°	4.0	4.0	5.0	6.0	6.0	6.0	6.0	6.0	6.0	6.2	6.5
95°	5.0	5.0	6.0	7.0	7.0	7.0	7.0	7.0	7.0	7.0	7.0
97.5°	7.0	7.0	8.0	8.0	9.0	9.0	9.0	9.0	9.0	9.8	10.5
100°	8.0	8.0	9.0	10.0	12.0	14.2	16.5	18.8	21.0	23.0	25.0
102.5°	11.0	11.0	13.0	18.0	27.0	30.2	33.5	36.8	40.0	42.5	45.0
105°	21.0	22.0	27.0	36.0	48.0	51.8	55.5	59.2	63.0	65.2	67.5
107.5°	41.0	42.0	49.0	58.0	73.0	76.8	80.5	84.2	88.0	89.8	91.5
110°	66.0	68.0	74.0	87.0	102.0	105.0	108.0	111.0	114.0	115.5	117.0



REPORT NUMBER: P227483

CATALOG NUMBER: IST-AF-350-LED-E1-RW-7050-ULG

CANDELA DISTRIBUTION (continued):

	0°	5°	15°	25°	35°	37.5°	40°	42.5°	45°	47.5°	50°
112.5°	99.0	99.0	106.0	121.0	134.0	136.2	138.5	140.8	143.0	144.2	145.5
115°	140.0	139.0	147.0	159.0	168.0	169.5	171.0	172.5	174.0	175.2	176.5
117.5°	184.0	184.0	189.0	197.0	202.0	202.8	203.5	204.2	205.0	206.5	208.0
120°	225.0	223.0	226.0	233.0	237.0	238.5	240.0	241.5	243.0	243.8	244.5
122.5°	263.0	260.0	261.0	267.0	271.0	272.5	274.0	275.5	277.0	277.5	278.0
125°	298.0	294.0	296.0	299.0	305.0	306.2	307.5	308.8	310.0	310.8	311.5
127.5°	330.0	329.0	329.0	333.0	339.0	339.2	339.5	339.8	340.0	341.2	342.5
130°	363.0	361.0	362.0	366.0	370.0	370.5	371.0	371.5	372.0	373.2	374.5
132.5°	396.0	394.0	393.0	401.0	404.0	404.2	404.5	404.8	405.0	406.5	408.0
135°	429.0	426.0	426.0	432.0	435.0	435.5	436.0	436.5	437.0	438.5	440.0
137.5°	460.0	457.0	459.0	460.0	464.0	465.0	466.0	467.0	468.0	469.2	470.5
140°	488.0	485.0	487.0	489.0	491.0	492.5	494.0	495.5	497.0	497.8	498.5
142.5°	518.0	515.0	517.0	518.0	521.0	522.0	523.0	524.0	525.0	525.5	526.0
145°	550.0	546.0	544.0	547.0	550.0	550.2	550.5	550.8	551.0	552.2	553.5
147.5°	575.0	572.0	571.0	574.0	574.0	574.2	574.5	574.8	575.0	576.2	577.5
150°	595.0	592.0	593.0	593.0	593.0	593.0	593.0	593.0	593.0	594.0	595.0
152.5°	611.0	608.0	608.0	609.0	610.0	610.0	610.0	610.0	610.0	610.2	610.5
155°	629.0	625.0	625.0	627.0	630.0	629.5	629.0	628.5	628.0	627.5	627.0
157.5°	646.0	643.0	643.0	644.0	646.0	645.8	645.5	645.2	645.0	644.8	644.5
160°	663.0	660.0	659.0	656.0	655.0	655.0	655.0	655.0	655.0	655.8	656.5
162.5°	673.0	669.0	669.0	665.0	661.0	661.5	662.0	662.5	663.0	664.0	665.0
165°	681.0	678.0	676.0	676.0	673.0	673.0	673.0	673.0	673.0	672.8	672.5
167.5°	690.0	687.0	684.0	686.0	688.0	687.2	686.5	685.8	685.0	683.2	681.5
170°	698.0	695.0	692.0	692.0	693.0	692.5	692.0	691.5	691.0	689.8	688.5
172.5°	699.0	697.0	695.0	693.0	690.0	690.0	690.0	690.0	690.0	689.8	689.5
175°	700.0	698.0	697.0	695.0	691.0	690.8	690.5	690.2	690.0	690.0	690.0
177.5°	707.0	705.0	700.0	699.0	697.0	696.5	696.0	695.5	695.0	694.8	694.5
180°	700.0	700.0	700.0	700.0	700.0	700.0	700.0	700.0	700.0	700.0	700.0



REPORT NUMBER: P227483

CATALOG NUMBER: IST-AF-350-LED-E1-RW-7050-ULG

CANDELA DISTRIBUTION (continued):

	52.5°	55°	57.5°	60°	62.5°	65°	67.5°	70°	72.5°	75°	77.5°
0°	283.2	283.2	283.2	283.2	283.2	283.2	283.2	283.2	283.2	283.2	283.2
2.5°	282.5	283.6	282.1	283.6	281.0	283.2	281.4	283.6	281.7	283.6	281.4
5°	284.3	287.2	283.9	287.9	283.2	287.9	283.9	288.3	284.6	288.3	284.3
7.5°	287.2	292.3	287.9	293.0	287.2	293.7	288.3	294.4	289.0	294.8	288.6
10°	290.8	297.3	291.5	298.1	291.2	298.8	291.9	299.9	292.6	300.6	293.0
12.5°	294.1	302.4	295.9	304.6	297.0	306.0	298.1	308.2	299.5	310.0	300.2
15°	300.2	311.1	302.8	313.3	304.6	315.1	306.4	318.0	308.2	320.2	310.0
17.5°	308.2	320.2	311.5	322.0	312.6	324.2	314.7	326.3	316.5	328.9	317.6
20°	319.1	331.1	322.0	332.1	323.1	333.6	324.2	334.7	326.3	336.9	327.1
22.5°	331.4	342.7	332.9	343.0	332.9	342.7	333.6	343.0	334.7	344.5	335.8
25°	346.3	356.8	347.0	355.7	345.6	354.3	345.6	354.3	346.6	355.0	348.5
27.5°	367.0	374.9	364.8	372.4	361.5	369.1	360.1	367.7	360.4	367.7	361.1
30°	390.2	397.4	385.8	392.0	380.0	385.8	376.0	382.5	374.9	381.8	376.7
32.5°	415.5	421.3	409.7	414.8	402.5	407.6	397.0	401.4	394.9	399.2	396.0
35°	443.8	449.6	437.7	442.4	430.0	434.4	423.9	426.1	419.5	422.4	419.5
37.5°	477.5	482.6	468.8	473.2	459.8	465.2	452.5	454.7	446.7	448.5	442.7
40°	513.8	519.2	502.9	507.3	490.6	496.8	482.6	484.1	473.2	475.0	465.9
42.5°	553.0	558.0	537.7	541.4	521.8	528.3	511.6	514.5	501.5	503.3	491.7
45°	596.1	599.0	576.5	579.1	555.5	562.0	541.0	546.4	530.8	534.5	521.1
47.5°	636.4	642.2	617.5	619.7	594.3	598.3	574.0	581.2	564.6	570.0	553.7
50°	682.4	686.8	663.2	663.6	638.9	640.4	613.2	620.4	602.3	608.1	590.7
52.5°	729.6	732.5	707.1	709.6	685.3	687.9	660.7	663.6	642.5	647.6	630.6
55°	775.2	776.0	754.9	754.2	731.4	736.1	706.0	712.5	687.5	692.9	673.7
57.5°	820.9	823.5	803.9	804.6	781.8	785.0	757.8	762.5	739.0	745.5	721.6
60°	869.2	877.1	857.9	860.5	838.7	845.2	812.2	818.4	792.6	803.2	777.4
62.5°	900.0	929.7	926.1	930.1	909.4	912.7	878.6	888.4	857.5	865.2	838.7
65°	841.2	914.1	951.1	991.7	992.8	1003.3	970.3	973.9	943.1	941.3	910.1
67.5°	685.7	775.6	838.0	921.4	979.7	1035.9	1056.3	1061.3	1044.7	1026.9	991.7
70°	413.7	512.0	603.7	702.0	794.1	895.3	981.2	1040.7	1092.5	1090.0	1095.1
72.5°	163.5	245.1	306.4	398.5	489.9	601.9	696.9	780.7	869.9	924.6	995.7
75°	64.5	85.2	99.7	151.2	194.7	278.1	361.9	407.2	477.2	525.0	574.4
77.5°	46.4	50.8	51.5	59.8	63.1	87.4	102.3	117.8	132.7	142.1	140.3
80°	35.9	38.8	38.8	42.4	42.1	46.8	45.7	50.0	49.7	53.3	50.8
82.5°	26.8	28.6	28.6	31.5	31.5	34.4	33.7	36.6	35.5	38.1	35.5
85°	17.4	19.2	19.2	20.7	19.9	22.8	22.5	24.7	23.6	24.7	22.8
87.5°	9.8	10.9	11.2	12.3	11.2	13.4	13.1	14.1	13.1	14.1	13.4
90°	8.5	9.2	9.0	10.2	9.6	12.3	10.8	12.6	10.1	13.4	10.3
92.5°	6.8	7.0	7.0	7.0	7.0	7.0	6.8	6.5	6.2	6.0	6.0
95°	7.0	7.0	7.2	7.5	7.8	8.0	7.8	7.5	7.2	7.0	7.0
97.5°	11.2	12.0	11.5	11.0	10.5	10.0	9.8	9.5	9.2	9.0	8.8
100°	27.0	29.0	28.2	27.5	26.8	26.0	25.2	24.5	23.8	23.0	22.0
102.5°	47.5	50.0	49.2	48.5	47.8	47.0	45.8	44.5	43.2	42.0	41.2
105°	69.8	72.0	71.5	71.0	70.5	70.0	68.8	67.5	66.2	65.0	64.0
107.5°	93.2	95.0	94.8	94.5	94.2	94.0	93.0	92.0	91.0	90.0	89.2
110°	118.5	120.0	120.2	120.5	120.8	121.0	120.5	120.0	119.5	119.0	118.2



REPORT NUMBER: P227483

CATALOG NUMBER: IST-AF-350-LED-E1-RW-7050-ULG

CANDELA DISTRIBUTION (continued):

	52.5°	55°	57.5°	60°	62.5°	65°	67.5°	70°	72.5°	75°	77.5°
112.5°	146.8	148.0	148.5	149.0	149.5	150.0	149.8	149.5	149.2	149.0	148.5
115°	177.8	179.0	179.8	180.5	181.2	182.0	181.2	180.5	179.8	179.0	178.5
117.5°	209.5	211.0	212.0	213.0	214.0	215.0	213.8	212.5	211.2	210.0	209.5
120°	245.2	246.0	247.0	248.0	249.0	250.0	248.8	247.5	246.2	245.0	244.5
122.5°	278.5	279.0	280.0	281.0	282.0	283.0	281.8	280.5	279.2	278.0	277.5
125°	312.2	313.0	313.5	314.0	314.5	315.0	313.8	312.5	311.2	310.0	310.0
127.5°	343.8	345.0	345.2	345.5	345.8	346.0	346.0	346.0	346.0	346.0	345.8
130°	375.8	377.0	378.0	379.0	380.0	381.0	381.0	381.0	381.0	381.0	380.5
132.5°	409.5	411.0	412.2	413.5	414.8	416.0	415.5	415.0	414.5	414.0	414.0
135°	441.5	443.0	444.2	445.5	446.8	448.0	447.8	447.5	447.2	447.0	447.8
137.5°	471.8	473.0	473.5	474.0	474.5	475.0	475.2	475.5	475.8	476.0	477.2
140°	499.2	500.0	500.5	501.0	501.5	502.0	502.5	503.0	503.5	504.0	505.2
142.5°	526.5	527.0	528.5	530.0	531.5	533.0	533.0	533.0	533.0	533.0	533.2
145°	554.8	556.0	557.5	559.0	560.5	562.0	561.8	561.5	561.2	561.0	560.2
147.5°	578.8	580.0	581.2	582.5	583.8	585.0	585.2	585.5	585.8	586.0	585.2
150°	596.0	597.0	597.8	598.5	599.2	600.0	600.8	601.5	602.2	603.0	603.8
152.5°	610.8	611.0	611.8	612.5	613.2	614.0	615.0	616.0	617.0	618.0	619.2
155°	626.5	626.0	627.2	628.5	629.8	631.0	632.2	633.5	634.8	636.0	636.5
157.5°	644.2	644.0	645.0	646.0	647.0	648.0	648.5	649.0	649.5	650.0	650.0
160°	657.2	658.0	659.5	661.0	662.5	664.0	663.2	662.5	661.8	661.0	660.8
162.5°	666.0	667.0	668.0	669.0	670.0	671.0	670.8	670.5	670.2	670.0	669.5
165°	672.2	672.0	673.2	674.5	675.8	677.0	677.8	678.5	679.2	680.0	679.5
167.5°	679.8	678.0	679.5	681.0	682.5	684.0	685.0	686.0	687.0	688.0	688.0
170°	687.2	686.0	686.8	687.5	688.2	689.0	690.2	691.5	692.8	694.0	694.5
172.5°	689.2	689.0	689.8	690.5	691.2	692.0	692.5	693.0	693.5	694.0	694.5
175°	690.0	690.0	691.2	692.5	693.8	695.0	695.2	695.5	695.8	696.0	695.5
177.5°	694.2	694.0	695.2	696.5	697.8	699.0	699.5	700.0	700.5	701.0	700.2
180°	700.0	700.0	700.0	700.0	700.0	700.0	700.0	700.0	700.0	700.0	700.0



REPORT NUMBER: P227483

CATALOG NUMBER: IST-AF-350-LED-E1-RW-7050-ULG

CANDELA DISTRIBUTION (continued):

	80°	82.5°	85°	87.5°	90°
0°	283.2	283.2	283.2	283.2	283.2
2.5°	283.2	282.5	283.9	281.7	283.6
5°	288.3	285.0	289.0	285.0	288.6
7.5°	295.2	289.7	295.5	289.7	295.5
10°	301.7	292.6	302.0	293.3	302.4
12.5°	311.5	300.6	312.9	301.0	312.9
15°	322.4	310.0	323.8	310.4	324.5
17.5°	331.1	319.1	332.5	319.1	332.9
20°	338.3	328.9	340.1	328.9	341.2
22.5°	346.6	339.8	348.8	339.8	351.0
25°	357.5	352.8	360.1	353.5	361.5
27.5°	370.2	367.0	372.8	368.0	374.2
30°	385.1	384.0	386.9	384.7	388.3
32.5°	401.8	404.3	404.3	404.3	405.7
35°	426.1	428.2	428.2	429.0	429.3
37.5°	449.3	452.9	452.5	453.6	453.6
40°	473.6	478.3	478.3	478.3	479.0
42.5°	500.4	505.5	506.2	504.0	505.5
45°	530.5	532.3	534.1	533.0	535.6
47.5°	562.8	564.6	566.0	564.6	568.6
50°	600.8	600.5	604.5	600.5	606.3
52.5°	640.7	644.0	646.5	642.5	646.5
55°	685.7	684.6	692.9	687.5	692.9
57.5°	735.0	735.0	743.3	738.3	744.4
60°	793.4	788.7	800.3	791.9	800.3
62.5°	852.5	844.1	857.2	849.9	860.8
65°	920.6	908.7	921.0	911.6	921.4
67.5°	989.5	975.8	979.7	975.0	980.5
70°	1078.0	1076.2	1071.5	1085.3	1073.3
72.5°	984.5	1005.5	988.4	1021.4	999.0
75°	604.8	643.6	665.0	698.7	693.3
77.5°	143.2	127.3	140.3	125.8	141.8
80°	52.9	48.2	50.4	43.9	49.0
82.5°	36.3	31.5	30.5	24.3	26.1
85°	23.2	18.9	17.4	14.5	16.0
87.5°	13.8	10.5	9.8	8.3	8.7
90°	12.0	9.0	9.9	7.7	9.5
92.5°	6.0	6.0	6.0	6.0	6.0
95°	7.0	7.0	7.0	7.0	7.0
97.5°	8.5	8.2	8.0	8.0	8.0
100°	21.0	20.0	19.0	19.0	19.0
102.5°	40.5	39.8	39.0	38.5	38.0
105°	63.0	62.0	61.0	61.0	61.0
107.5°	88.5	87.8	87.0	86.5	86.0
110°	117.5	116.8	116.0	116.5	117.0



REPORT NUMBER: P227483

CATALOG NUMBER: IST-AF-350-LED-E1-RW-7050-ULG

CANDELA DISTRIBUTION (continued):

	80°	82.5°	85°	87.5°	90°
112.5°	148.0	147.5	147.0	147.0	147.0
115°	178.0	177.5	177.0	177.5	178.0
117.5°	209.0	208.5	208.0	208.5	209.0
120°	244.0	243.5	243.0	243.0	243.0
122.5°	277.0	276.5	276.0	276.5	277.0
125°	310.0	310.0	310.0	310.0	310.0
127.5°	345.5	345.2	345.0	346.0	347.0
130°	380.0	379.5	379.0	379.5	380.0
132.5°	414.0	414.0	414.0	414.5	415.0
135°	448.5	449.2	450.0	450.5	451.0
137.5°	478.5	479.8	481.0	481.5	482.0
140°	506.5	507.8	509.0	510.0	511.0
142.5°	533.5	533.8	534.0	535.0	536.0
145°	559.5	558.8	558.0	559.0	560.0
147.5°	584.5	583.8	583.0	584.0	585.0
150°	604.5	605.2	606.0	608.0	610.0
152.5°	620.5	621.8	623.0	625.5	628.0
155°	637.0	637.5	638.0	639.5	641.0
157.5°	650.0	650.0	650.0	652.5	655.0
160°	660.5	660.2	660.0	663.0	666.0
162.5°	669.0	668.5	668.0	671.0	674.0
165°	679.0	678.5	678.0	680.0	682.0
167.5°	688.0	688.0	688.0	691.0	694.0
170°	695.0	695.5	696.0	698.5	701.0
172.5°	695.0	695.5	696.0	698.5	701.0
175°	695.0	694.5	694.0	696.5	699.0
177.5°	699.5	698.8	698.0	700.0	702.0
180°	700.0	700.0	700.0	700.0	700.0

(END OF REPORT)